

A photograph of a playground. In the foreground, there is a dense field of bright green artificial turf. In the background, a blue metal playground structure is visible, featuring a circular frame with a white seat or platform. The background is slightly blurred, showing other parts of the playground and some trees.

Burke[®]
SAFETY SURFACING

BURKE TURF® SAFETY SURFACING



THE ULTIMATE PLAY SURFACE



Burke Turf



Burke Turf Backing



Burke Turf Infill



Burke Turf Pad

Burke Turf is the perfect surfacing option for your Burke playground. We combine rugged durability with remarkable softness and beauty, with 100% polyethylene fibers and a thatch layer to simulate natural grass. It's **100% recyclable** and has the look of a fine blade fescue or bluegrass lawn and thanks to the latest turf technology, it's tough enough for high-use sports and playground areas as well. In short, it's the perfect green surfacing option for any playground!

Burke Turf's beauty is far more than skin deep. Below the surface you'll find a soft infill that is completely anti-microbial, to provide a lasting, healthy play environment. A shock and drainage pad provides shock absorption and impact protection from falls - the most common source of serious playground injuries. Burke Turf conforms to the latest CPSC, ASTM and ADAAG standards for impact attenuation and accessibility.

Offered in four levels of face weight, Burke Turf will suit all your surfacing needs: Burke Turf Elite, Burke Turf Elite Plus, Burke Turf Pro and Burke Turf Luxury Pro. BCI Burke offers a 10-year limited product warranty on Burke Turf from the date of purchase. Contact your Burke Representative at 800.266.1250 for more information.

Burke Turf is a unique blend of polyethylene monofilament fibers that simulate a fine blade fescue or bluegrass. This combination of fibers gives the turf its soft plush, carpet-like feel.

- More sanitary than sand, pea gravel, mulch or shredded tire products
- Low maintenance
- System is anti-microbial and not subject to bacteria
- No allergic reactions caused by grass
- Protection from harmful buried debris, muddy conditions, cuts and scrapes
- Fast-drying: Children can resume play minutes after it rains
- 100% recyclable material
- Only produced with American made yarn and components
- Impact attenuation up to 12 feet
- ADA Compliant

Burke Turf Backing is traditional urethane with Eco-friendly options featuring Duraflo backing. We offer a variety of styles.

- All polyolefin backing system that is 100% recyclable
- Permeable: More than twice as permeable as traditional urethane and far less likely to clog than hole-punched products
- Dimensionally stable: Polyolefins absorb no moisture, preventing expansion and contraction
- Soft & pliable: Forms to the contours of the land without producing wrinkles

Burke Turf Infill is an anti-microbial, non-flammable, non-toxic product that remains up to 20% cooler than other infill materials. The rounded uniform acrylic-coated infill resists compaction, helping to create a long lasting comfortable playing surface.

- Inhibits the growth of bacteria, fungus and staph due to the microban solution in the coating
- Allows cleaning with power washing, blowing and vacuum
- Will not deteriorate
- Will not absorb moisture
- Recyclable and reusable
- Non-toxic
- No heavy metals
- Non-flammable

The Shock Absorbing Pad is a 100% recyclable turf pad helps to provide shock and impact absorption from falls.

- 100% recycled material
- Allows for more timely project turnaround due to ease of installation
- Enhanced impact absorption
- Reduces need for substantial excavation
- Eliminates the need for costly rubber buffings
- Creates a clean level surface to lay turf on

BURKE TURF® SAFETY SURFACING

BURKE TURF ELITE 070-2253 (Infill)

Fiber Type:	100% Polyethylene Omega
Thatch:	Green texturized polyethylene
Fiber Mass:	10,800 / 7,300 denier
Pile Height:	1.5 inches
Face Weight:	53 oz. / square yard
Roll Width:	15 feet
Color:	Summer Blend
Primary Backing:	Dual-layered woven polypropylene
Secondary Backing:	Duraflo
Warranty:	10 year / U.V.
Suggested Use:	Playground, Field, Lawn, Landscape



BURKE TURF ELITE PLUS 070-2260 (Infill)

Fiber Type:	100% Polyethylene S
Thatch:	Tan texturized polyethylene
Fiber Mass:	10,800 / 7,000 denier
Pile Height:	1.56 inches
Face Weight:	60 oz. / square yard
Roll Width:	15 feet
Color:	Blend
Primary Backing:	Dual-layered woven polypropylene
Secondary Backing:	Duraflo
Warranty:	10 year / U.V.
Suggested Use:	Playground, Field, Lawn, Landscape



BURKE TURF LUXURY PRO 070-2281 (Limited Infill)

Fiber Type:	100% Polyethylene S
Thatch:	Tan texturized polyethylene
Fiber Mass:	10,800 / 7,300 denier
Pile Height:	2.125 inches
Face Weight:	80 oz. / square yard
Roll Width:	15 feet
Color:	Blend
Primary Backing:	Dual-layered woven polypropylene
Secondary Backing:	Duraflo
Warranty:	10 year / U.V.
Suggested Use:	Playground, Field, Lawn, Landscape



IPEMA - BCI Burke Company, LLC, is a member in good standing of IPEMA, the International Play Equipment Manufacturers Association. IPEMA is a member-driven international trade organization which represents and promotes an open market for manufacturers of play equipment and surfacing.

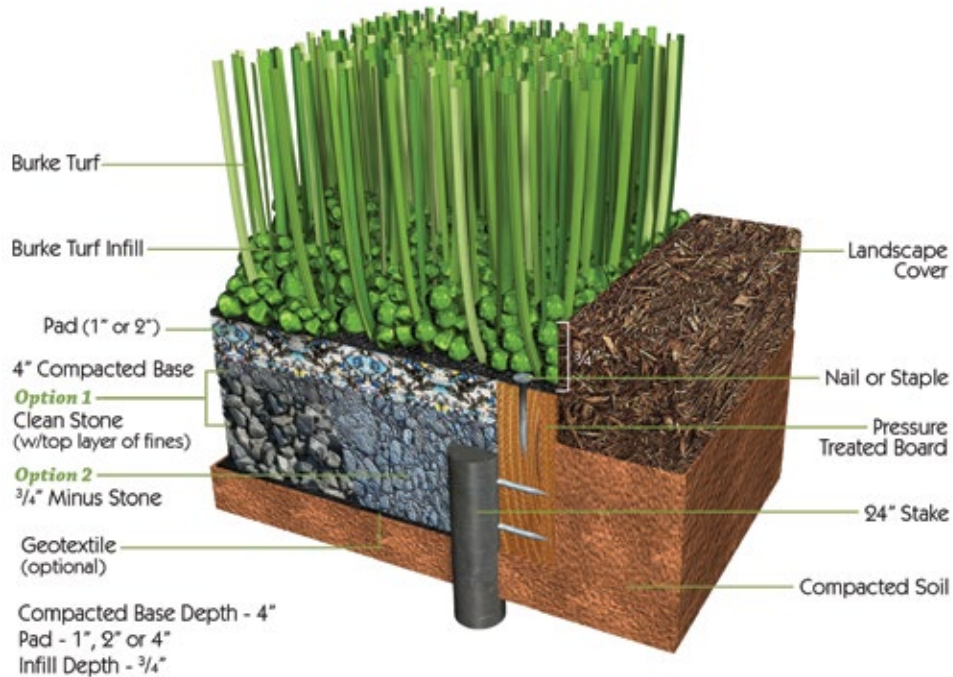
In the interest of playground safety, the International Play Equipment Manufacturers Association (IPEMA) provides a Third Party Certification Service whereby a designated independent laboratory, TÜV SÜD America Inc., (TÜV), validates a surfacing manufacturer's certification of conformance to ASTM F1292, Standard Specification for Impact Attenuation Under and Around Playground Equipment, and for an engineered wood fiber manufacturer its certification of conformance, also to ASTM F2075, Standard Specification for Engineered Wood Fiber for use as a Playground Safety Surface Under and Around Playground Equipment, Section 4.4, for testing Sieve Analysis and Section 4.6, for testing the presence of Tramp Metal. The use corresponding logo in Burke's sales flyer signifies that Burke has received written validation from the independent laboratory that the product(s) associated with the use of the logo conforms to the requirements of the indicated standard.

Check IPEMA website www.ipema.org to confirm product validation, its thickness and critical height.



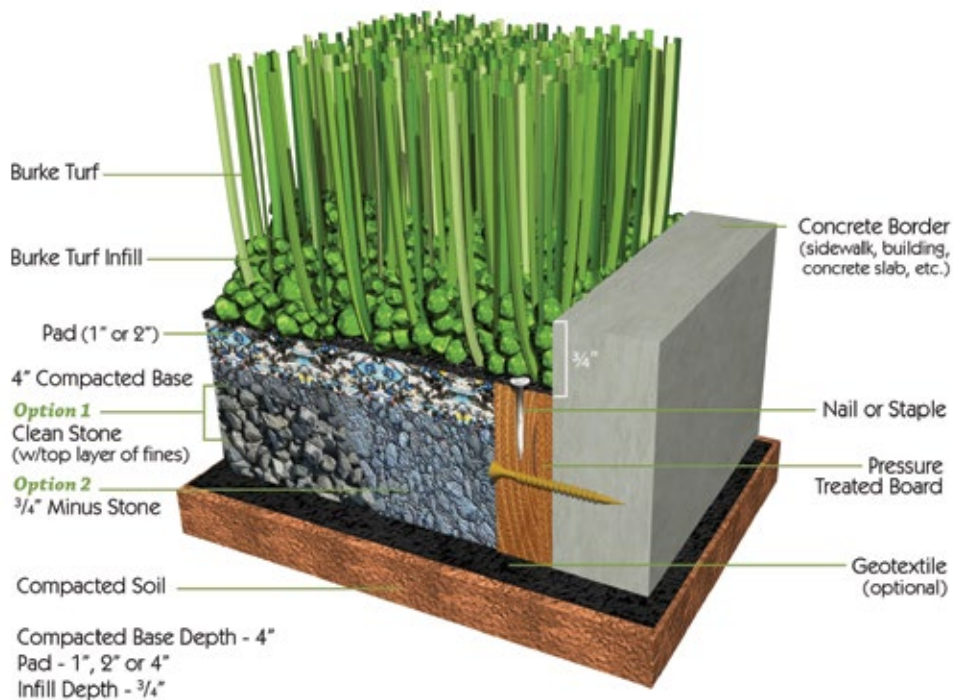
BURKE TURF® SAFETY SURFACING

Burke Turf Installed without Concrete Border



To accommodate this application prepare your site 5 3/4" below grade with 1" Pad, 6 3/4" with 2" Pad or 8 3/4" with 4" Pad.

Burke Turf Installed with Concrete Border



To accommodate this application prepare your site 5 3/4" below grade with 1" Pad, 6 3/4" with 2" Pad or 8 3/4" with 4" Pad.

Burke TILES SAFETY SURFACING



PLAY THAT MOVES YOU®

Burke Tiles make safety and fun child's play! This slip-resistant, cushiony soft surface helps protect children from injury, and that means playtime is more fun and carefree for everybody. These eco-friendly tiles are easy to install and simple to maintain. Burke Tiles, extremely durable and wear-resistant, are available in a beautiful palette of clean, comfortable and appealing colors. A Burke Tiles surface is the perfect landscape on which to build your incredible playground!

Superior Construction - The unique design and superior construction of Burke Tiles sets them apart from all others on the market. The result is a better performing, longer lasting product that is easier to install. Additionally, each tile features an alignment footer for easy orientation during installation. In fact, every tile is formed in a precision die using premium materials. Look no further than Burke Tiles for your playground surfacing needs.

Safety and Accessibility - Every Burke Tile meets the ASTM 1292 requirements for impact attenuation. It's also an ideal surfacing solution for accessibility and meets the ADA standards for playground surfacing.


Environmentally Friendly - As an ISO 14001:2004 certified company, Burke is committed to producing environmentally friendly products. Burke Tiles are 100% recyclable and can be used to refresh an existing playground or become the surfacing option for a new playground.

Warranty - BCI Burke offers a 10-year warranty on Burke Tiles from the date of purchase. Contact your local Burke representative for details.



Burke TILES SAFETY SURFACING

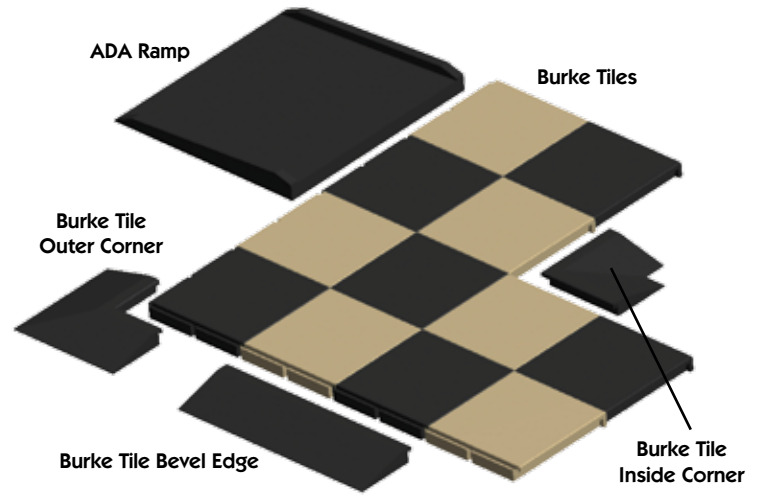
The Burke Tiles system includes a complete selection of tiles, corners, ramps and beveled edge pieces. Contact your local Burke representative to obtain the tile layout design for your play environment.



The Full Perimeter Interlocking System adds strength and prevents edge and corner fatigue.

The Base Design maximizes strength which is providing excellent shock absorption properties.

The Alignment Foot ensures fast and accurate installation.



FALL HEIGHT OPTIONS

4 ft. Fall Height	Size	Unit Weight
Burke Tiles	2' x 2' x 2¼"	27 lbs
Burke Tiles Beveled	14" x 4' x 2¼"	25 lbs
Burke Tiles Outer Corner	2¼"	20 lbs
Burke Tiles Inside Corner	2¼"	15 lbs

8 ft. Fall Height	Size	Unit Weight
Burke Tiles	2' x 2' x 3¼"	32 lbs
Burke Tiles Beveled	14" x 4' x 3¼"	32 lbs
Burke Tiles Outer Corner	3¼"	25 lbs
Burke Tiles Inside Corner	3¼"	20 lbs

6 ft. Fall Height	Size	Unit Weight
Burke Tiles	2' x 2' x 2¾"	30 lbs
Burke Tiles Beveled	14" x 4' x 2¾"	29 lbs
Burke Tiles Outer Corner	2¾"	22 lbs
Burke Tiles Inside Corner	2¾"	17 lbs

10 ft. Fall Height	Size	Unit Weight
Burke Tiles	2' x 2' x 3¾"	35 lbs
Burke Tiles Beveled	14" x 4' x 3¾"	36 lbs
Burke Tiles Outer Corner	3¾"	40 lbs
Burke Tiles Inside Corner	3¾"	27 lbs

BURKE TILE COLOR OPTIONS



EPDM COLORS



BCIBURKE.COM

Burke
PLAY THAT MOVES YOU.

800.266.1250

Trademark(s) are the property of BCI Burke Company. © BCI Burke Company 2017. All rights reserved.